

MONTHLY STATISTICAL BULLETIN

MARCH 2021

Market capitalization: 190.870.662.574

Turnover: 757.514.703

Number of transactions: 1.466

MBI10: 4.845,05

↓0,43%

↓45,52%

↓42,19%

↓3,23%

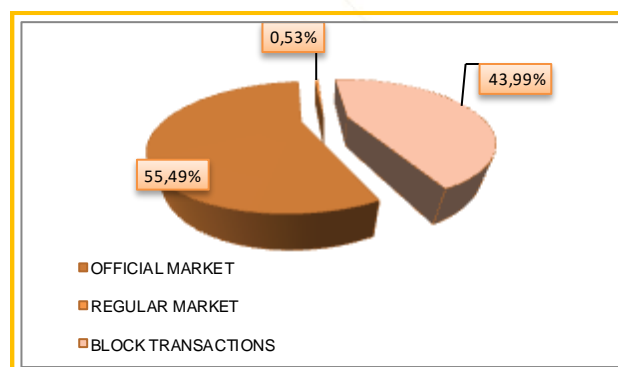
BASIC INDICATORS

TURNOVER (denars)	February 2021	March 2021	% of change
TRADING IN BEST	1.004.456.344	424.295.968	-57,76
SHARES	586.617.601	321.690.974	-45,16
BONDS	417.838.743	102.604.994	-75,44
OTHER SECURITIES	0	0	-
DAILY AVERAGE TURNOVER (denars)	50.222.817	18.447.651	-63,27
DAILY AVERAGE NUMBER OF TRANSACTIONS	126	63	-50,00
BLOCK TRANSACTIONS	386.106.937	333.218.735	-13,70
PUBLIC AUCTIONS	0	0	-
PUBLIC OFFERING	0	0	-
TOTAL	1.390.563.281	757.514.703	-45,52
NUMBER OF TRANSACTIONS			
TRADING IN BEST	2.513	1.453	-42,18
BLOCK TRANSACTIONS	23	13	-43,48
PUBLIC AUCTIONS	0	0	-
PUBLIC OFFERING	0	0	-
TOTAL	2.536	1.466	-42,19
MARKET CAPITALIZATION (denars)			
MARKET CAPITALIZATION OF SHARES	191.695.003.172	190.870.662.574	-0,43
OFFICIAL MARKET-SHARES	187.552.960.857	186.728.620.259	-0,44
MARKET OF JOINT STOCK COMPANIES WITH SPECIAL	4.142.042.315	4.142.042.315	0,00
MARKET CAPITALIZATION OF BONDS	14.074.206.870	14.992.869.106	6,53
MARKET CAPITALIZATION OF OTHER SECURITIES	313.101.618	312.850.405	-0,08
TOTAL MARKET CAPITALIZATION	206.082.311.660	206.176.382.085	0,05
MBI10	5.006,57	4.845,05	-3,23
OMB	133,31	133,71	0,30
NUMBER OF LISTED SECURITIES	98*	98*	0,00
NUMBER OF TRADING DAYS	20	23	15,00

*The calculation includes the shares of Idevelop AD Skopje, ArceloMittal Skopje (HRM) AD Skopje and Blagoj Tufanov AD Radovish which are long term suspended from listing.

TURNOVER STRUCTURE

Market segment	Turnover (denars)	Turnover (EUR)	%	Number of transactions
OFFICIAL MARKET	420.318.315	6.813.023	55,49	1.436
REGULAR MARKET	3.977.653	64.475	0,53	17
BLOCK TRANSACTIONS	333.218.735	5.401.021	43,99	13
TOTAL	757.514.703	12.278.518	100,00	1.466



MONTHLY STATISTICAL BULLETIN

10 MOST LIQUID SHARES (Official market)

Issuer	Max (denars)	Min (denars)	Average price (denars)	Volume	Turnover (denars)	Turnover (EUR)	%	Num. of trans.	Market capitalization (denars)
Komercijalna banka Skopje	7.999,00	7.500,00	7.882,49	16.580	130.208.028	2.110.554	40,98	408	18.175.445.372
Alkaloid Skopje	14.530,00	13.999,00	14.148,44	3.890	55.024.476	891.903	17,32	236	20.459.931.544
Makpetrol Skopje	73.000,00	71.000,00	72.056,30	739	53.269.632	863.482	16,77	144	8.091.508.495
NLB Banka Skopje	20.100,00	18.520,00	19.241,80	826	16.004.553	259.423	5,04	56	15.839.534.875
Makedonijaturist Skopje	4.550,00	4.150,00	4.274,04	3.237	13.621.850	220.831	4,29	26	1.881.799.767
Granit Skopje	1.280,00	1.052,00	1.174,45	9.856	11.305.829	183.263	3,56	83	3.234.589.974
Replek Skopje	110.000,00	99.899,00	103.792,21	59	6.206.285	100.596	1,95	14	2.589.408.000
TTK Banka Skopje	1.400,00	1.330,00	1.392,42	4.269	5.880.890	95.323	1,85	25	1.271.043.200
Makstil Skopje	66,00	58,00	62,40	65.572	3.987.498	64.632	1,26	41	906.622.466
Stopanska banka Skopje	1.213,00	1.160,00	1.194,04	2.371	2.832.486	45.911	0,89	33	20.812.534.560
Rest				15.619	19.371.794	313.997	6,10	163	93.466.202.006
Total				123.018	317.713.321	5.149.916	100,00	1.229	186.728.620.259

TOP GAINERS / TOP LOSERS—OFFICIAL MARKET

Issuer	Average price (denars) 28.02.2021	Average price (denars) 31.03.2021	% of change
TOP GAINERS			
Interpromet Tetovo	1.500,00	4.500,00	200,00
Skopski Pazar Skopje	5.000,00	6.330,00	26,60
Fustelarko Borec Bitola	1.200,00	1.500,00	25,00
Lotarija na Makedonija Skopje	200,00	250,00	25,00
Liberti Skopje	44,00	50,00	13,64
TOP LOSERS			
Granit Skopje	1.300,00	1.053,14	-18,99
Hoteli Metropol Ohrid	300,00	250,00	-16,67
Stopanska banka Skopje - preference shares	569,00	486,00	-14,59
Stopanska banka Bitola	3.449,50	2.986,00	-13,44
Beton Skopje	6.000,00	5.401,00	-9,98

OVERVIEW OF THE TRADING WITH BONDS

	HIGH (%)	LOW (%)	Last daily average price (%)	Last trading day	Volume	Turnover (denars)	Turnover (EUR)	Yield to maturity *
R.Macedonia - Government bond DO2020/15-1235dk	100,00	100,00	100,00	17.3.2021	1.800	18.000.000	291.758	2,20%
R.Macedonia - Government bond DO2019/10-0749dk	101,60	101,60	101,60	10.3.2021	11	111.760	1.811	4,20%
Government bonds-denationalization XIII issue (RMDEN13)	99,70	99,70	99,70	10.3.2021	2.946	181.208	2.937	2,18%
Government bonds-denationalization XVI issue (RMDEN16)	100,50	99,50	100,50	29.3.2021	101.823	6.312.154	102.314	1,83%
Government bonds-denationalization XVII issue (RMDEN17)	99,50	99,50	99,50	26.3.2021	5.893	361.751	5.864	2,14%
Government bonds-denationalization XVIII issue (RMDEN18)	99,50	99,50	99,50	23.3.2021	46.496	2.854.214	46.264	2,13%
Government bonds-denationalization XIX issue (RMDEN19)	99,90	99,50	99,90	31.3.2021	1.216.400	74.783.907	1.212.160	2,02%

* The model for calculation of annual average yield to maturity is adapted to the characteristics of the bonds. Calculation date is 31.03.2021 using the last average price of the bonds.

MONTHLY STATISTICAL BULLETIN

MBI10

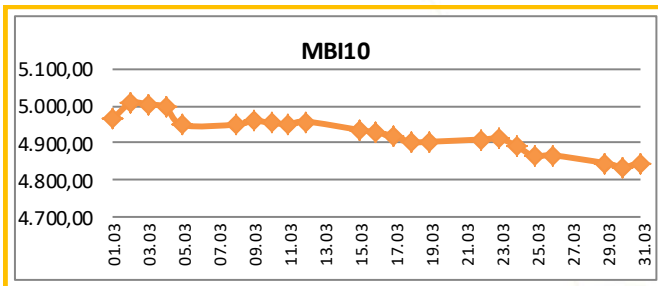
Value at 31.03.2021

4.845,05

MAX Value in March (02.03.2021) 5.008,06

MIN Value in March (30.03.2021) 4.834,77

% of change from 30.12.2020 2,98%

All about MBI10 on: <http://www.mse.com.mk/Indicies.aspx?Index=MBI10>

Composition of MBI10	Turnover (denars)	Volume	Num. of trans.	Last average price	% of monthly change of price
Alkaloid AD Skopje	55.024.476	3.890	236	14.294,12	2,10
Granit AD Skopje	13.710.504	11.819	84	1.053,14	-18,99
Komercijalna banka AD Skopje	134.784.528	17.181	410	7.974,95	1,24
Makpetrol AD Skopje	53.269.632	739	144	72.000,04	1,41
Makedonijaturist AD Skopje	13.621.850	3.237	26	4.161,00	-9,54
Stopanska banka AD Skopje	2.832.486	2.371	33	1.192,00	-4,72
TTK banka AD Skopje	5.880.890	4.269	25	1.400,00	-0,49
Makedonski Telekom AD Skopje	886.148	2.714	14	326,24	-0,23
Stopanska banka AD Bitola	18.388.575	4.852	15	2.986,00	-13,44
NLB Banka AD Skopje	16.004.553	826	56	18.546,14	-7,01

OMB

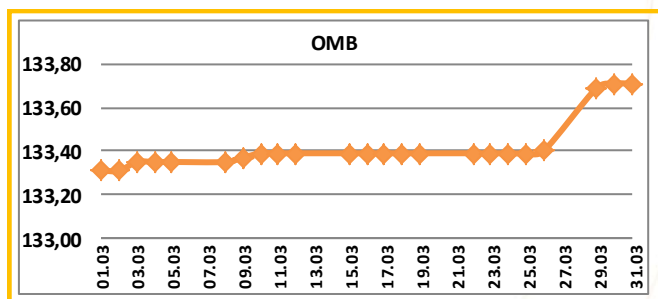
Value at 31.03.2021

133,71

MAX Value in March (30.03.2021) 133,71

MIN Value in March (02.03.2021) 133,31

% of change from 30.12.2020 0,53%

All about OMB on: <http://www.mse.com.mk/Indicies.aspx?Index=OMB>

Composition of OMB	Turnover (denars)	Volume	Num. of trans.	Last average price	% of monthly change of price
Government bonds-denationalization XI issue (RMDEN11)		0	0	99,70	0,00
Government bonds-denationalization XII issue (RMDEN12)		0	0	99,50	0,00
Government bonds-denationalization XIII issue (RMDEN13)	181.208	2.946	1	99,70	0,20
Government bonds-denationalization XIV issue (RMDEN14)		0	0	99,00	0,00
Government bonds-denationalization XV issue (RMDEN15)		0	0	99,00	0,00
Government bonds-denationalization XVI issue (RMDEN16)	6.312.154	101.823	13	100,50	1,01
Government bonds-denationalization XVII issue (RMDEN17)	361.751	5.893	3	99,50	0,00
Government bonds-denationalization XVIII issue (RMDEN18)	2.854.214	46.496	5	99,50	0,00
Government bonds-denationalization XIX issue (RMDEN19)	74.783.907	1.216.400	165	99,90	0,40



MONTHLY STATISTICAL BULLETIN

MBI10 LISTED COMPANIES RATIOS

Issuer	P/E Ratio ¹	Dividend yield ²	Foreign investors participation in March 2021	Foreign investors participation in February 2021	Change
Alkaloid AD Skopje	17,71	2,49%	2,89%	2,90%	-0,01%
Granit AD Skopje	56,82	3,16%	3,41%	3,41%	0,00%
Komercijalna banka AD Skopje	9,37	7,50%*	2,56%	2,56%	0,00%
Makpetrol AD Skopje	23,37	1,79%	1,30%	1,29%	0,01%
Makedonijaturist AD Skopje	-	5,75%	0,81%	0,81%	0,00%
Stopanska banka AD Skopje	10,63	0,00%	92,36%	92,36%	0,00%
TTK banka AD Skopje	14,02	7,50%	1,17%	1,17%	0,00%
Makedonski Telekom AD Skopje	19,49	5,67%	1,48%	1,48%	0,00%
Stopanska banka AD Bitola	15,46	0,00%	2,14%	3,11%	-0,97%
NLB banka AD Skopje	9,50	0,00%	87,72%	87,72%	0,00%

[1] Share price at last day of trading in currently month, / Earnings per share

[2] The ratios are calculated using the data from the last published Audited financial reports and last paid dividend.

* The calculation was made with the amount of dividend that Komercijalna Banka AD Skopje adopted at the shareholders' meeting held on March 29, 2021. The payment of dividend is conditioned by the termination of the "Decision on temporary limitation of the distribution and payment of dividends to bank shareholders." adopted by the NBRSM

FOREIGN INVESTORS—OFFICIAL MARKET

March 2021	Foreign Legal investors March 2021	Foreign private investors March 2021	Total Foreign entities March 2021	Total Foreign entities February 2021	Change
Shares[3]	35,14%	1,19%	36,33%	36,34%	-0,01%
Denationalization bonds[4]	0,13%	0,07%	0,20%	0,21%	-0,01%
Continuous government bonds [5]	0,09%	0,00%	0,09%	0,00%	0,09%

[3] Data as last day of trading in currently month according to the Central Securities Depository, regarding the participation of the foreign investors in the number of shares.

[4,5] Data as last day of trading in currently month according to the Central Securities Depository, regarding the participation of the foreign investors in the total nominal value of bonds.

FOREIGN AND DOMESTIC INVESTORS IN THE TOTAL TURNOVER [6]

	BUYING % of total	SELLING % of total
Foreign private investors	0,29%	0,39%
Foreign Legal investors	0,08%	2,42%
Total Foreign Legal entities	0,37%	2,81%
Domestic private investors	43,63%	71,63%
Domestic Legal investors	56,00%	25,56%
Total Domestic Legal entities	99,63%	97,19%

[6] Data as last day of trading in currently month according to the Central Securities Depository, regarding the participation of the foreign and domestic investors in the total turnover.

TURNOVER PER MEMBERS / in denars

Member	Code	Trading in BEST system	% of trading in BEST sys.	Block (denars)	% block	Public auctions	% of Public auctions	Public offering	% of Public offering	Total
ILIRIKA INVESTMENTS AD Skopje	IL	175.867.593	20,72	640.941.450	96,17	0	0,00	0	0,00	816.809.043
Eurohaus AD Skopje	EH	219.577.041	25,88	0	0,00	0	0,00	0	0,00	219.577.041
Komercijalna banka AD Skopje	KB	139.119.861	16,39	0	0,00	0	0,00	0	0,00	139.119.861
NLB Banka AD Skopje	TN	89.133.208	10,50	0	0,00	0	0,00	0	0,00	89.133.208
INVESTBROKER AD Skopje	MI	63.634.627	7,50	6.964.700	1,05	0	0,00	0	0,00	70.599.327
TTK Banka Skopje	TK	43.084.125	5,08	13.953.000	2,09	0	0,00	0	0,00	57.037.125
INOVO BROKER AD Skopje	IN	36.464.399	4,30	4.578.320	0,69	0	0,00	0	0,00	41.042.719
Fersped Broker AD Skopje	FR	34.809.879	4,10	0	0,00	0	0,00	0	0,00	34.809.879
Stopanska banka AD Skopje	SB	29.193.303	3,44	0	0,00	0	0,00	0	0,00	29.193.303
Sparkasse banka AD Skopje	SP	17.707.901	2,09	0	0,00	0	0,00	0	0,00	17.707.901
Total		848.591.937	100,00	666.437.470	100,00	0	100,00	0	100,00	1.515.029.407

Turnover via BEST system and turnover in block trades is calculated on the basis of double counting, in order to include the executed cross trades by the MSE members in the structure of the overall MSE turnover. As since July 13, during the government auctions on the selling side there is no brokers (i.e. MSE performs this role), the turnover derived from government auctions is still calculated on the basis of single counting.

MONTHLY STATISTICAL BULLETIN

AS A REMINDER

The product of the Macedonian Stock Exchange **BESTNET ANALYTICS** is a modern internet service that helps investors in building well-founded investment strategies and in bringing valuable investment decisions.

BESTNET ANALYTICS contains:


- Data for more than **100** companies traded on the Macedonian Stock Exchange
- More than **70** different financial indicators of companies and more than **40** indicators for banks
- Monitoring and comparing the values for the last **3** years
- Tracking results by quarters
- Data in den, euros and dollars
- Data for paid dividends from companies for the last **4** years
- Data for the major shareholders of the company
- Data for management bodies of the company
- Data for related companies
- Comparison and monitoring of a large number of financial indicators
- Monitoring indicators by sectors and industries
- Graphic display of technical indicators
- Over **40** technical indicators and oscillators
- Monitoring of investments, determining their current value
- Calculation of gains / losses from unrealized transactions
- Calculation of gains / losses from trades executed
- Simulated portfolios

Шифра на XB	Датум на трансакција	Број на трансакција	Количина	Куповна вредност - вкупно (во ден.)	Датум на последна цена	Последна просечна цена	Вкупна вредност (во ден.)	Нереализирана добитка / загуба (во ден.)	% промена од вкупна вредност на XB	% од вредноста на вкупните вложувања
GRNT	17.02.2009	X52515136	600,00	360.000,00	21.01.2009	653,11	391.866,00	1.800.000,00	133,33%	3,74%
TELE	11.06.2009	1235649	600,00	360.000,00	21.01.2009	653,11	391.866,00	31.866,00	8,85%	1,00%
скратен преглед на поединечна трансакција										
Македонски Телеком Скопје (TELE)										
Тип на хартија	Share		Куповна вредност - вкупно (во ден.)		Датум на последна цена		360.000,00			
Датум на трансакција	11.06.2009		Датум на последна цена		21.01.2009		653,11			
Број на трансакција	1235649		Последна просечна цена		21.01.2009		653,11			
Количина	600,00		Нето вредност (во ден.)		21.01.2009		391.866,00			
Куповна цена (во ден.)	600,00		Акумулирана камата (во ден.)		21.01.2009		0,00			
Номинална вредност	0,00 MKD		Вкупна вредност (во ден.)		21.01.2009		391.866,00			
Куповна вредност (во ден.)	360.000,00		Нереализирана добитка / загуба (во ден.)		21.01.2009		31.866,00			
Купена акумул. камата (во ден.)	0,00		% промена од купување на XB		21.01.2009		8,85%			
Трансакциони трошоци (во ден.)	500,00		% од вредноста на вкупните вложувања		21.01.2009		1,00%			
детален преглед на поединечна трансакција										
P.Македонија - денационализација 01 (PMDE01)										
Тип на хартија	Bond		Куповна вредност - вкупно (во ден.)		Датум на последна цена		107.092,08			
Датум на трансакција	11.07.2008		Датум на последна цена		27.11.2007		85,00			
Број на трансакција	1919		Последна просечна цена		27.11.2007		85,00			
Количина	2.250,00		Нето вредност (во ден.)		27.11.2007		116.662,50			
Куповна цена (во %)	77,50		Акумулирана камата (во ден.)		27.11.2007		1.238,85			
Номинална вредност	1,00 EUR		Вкупна вредност (во ден.)		27.11.2007		117.888,35			
Куповна вредност (во ден.)	106.689,77		Нереализирана добитка / загуба (во ден.)		27.11.2007		11.198,57			
Купена акумул. камата (во ден.)	402,31		% промена од купување на XB		27.11.2007		10,05%			
Трансакциони трошоци (во ден.)	500,00		% од вредноста на вкупните вложувања		27.11.2007		0,30%			
TOTAL			36.067.092,08				62.684.319,35		26.617.629,57	

Опис на XB	Податоци од тргувањето
Лазарен сегмент	Официјален пазар
Лазарен подсегмент	Берзанска котација - обични акции
Тип на XB	Обични акции
ISIN број	MKALKA101011
Вкупни издадени XB	1431353
Шифра на XB	ALK
Номинална вредност	25,56 EUR
Дејења на цената и прометот	
Највисока цена во посл. 52 недели	4.599,00
Најниска цена во посл. 52 недели	3.799,00
% промена во посл. 30 дена	8,48%
% промена во посл. 3 месеци	6,98%
% промена во посл. 6 месеци	0,80%
% промена во посл. 1 година	-4,07%
Просечен дневен промет во посл. 30 дена	645.146,23
Просечен дневен промет во посл. 3 месеци	812.362,12
Просечен дневен промет во тековната година	626.836,29
Просечен дневен промет во посл. 52 недели	1.304.591,88
Показатели по акција за издавачот	
Коefициент цена / добитка	10,43
Дивиденден принос	3,98%
Коefициент цена / Книговодствена вредност по акција	0,91
Коefициент цена / Акумулирана добитка по акција	2,62
Коefициент цена / приходи од продажба	1,01
Коefициент цена / парични прилими од оперативни активности	13,59
Коefициент цена / оперативна добитка	8,93
Коefициент цена / EBITDA	6,35
Највисок P/E во посл. 52 недели	11,46
Најнисок P/E во посл. 52 недели	9,47
Нето добитка по акција за посл. 12 месеци	430,59
Коefициент цена / добитка за посл. 12 месеци	9,77

For more information on : www.bestnet.com.mk

ПРАКТИЧНОСТ ВО 3 ЧЕКОРИ



Во промотивниот период до 31.12.2020 година,
бесплатно дигитализирајте до две Mastercard® картички.

www.komray.mk



КомРау. Твојот мобилен паричник



комерцијална Банка аџ скопје

www.kb.com.mk контакт центар: (02) 3 296 800



МАКЕДОНСКА БЕРЗА
MACEDONIAN STOCK EXCHANGE